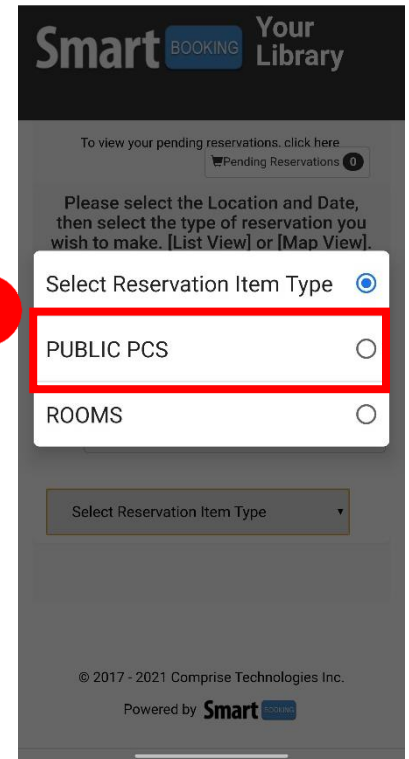
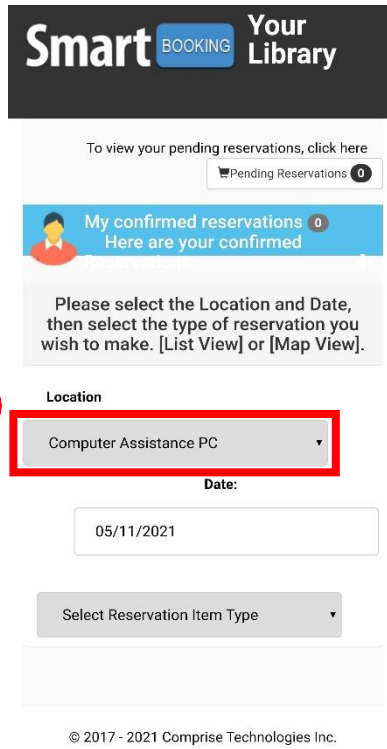
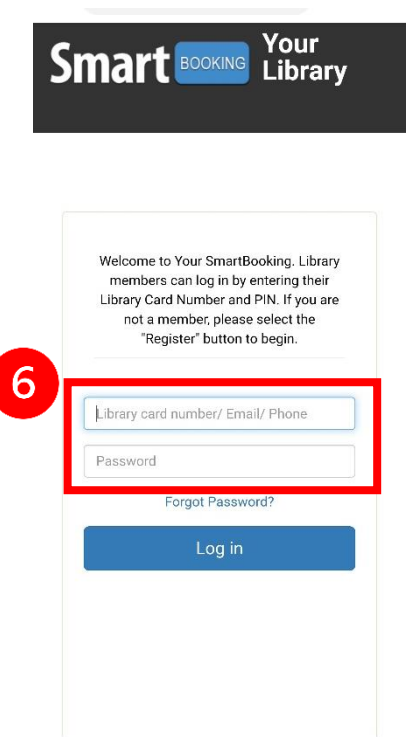
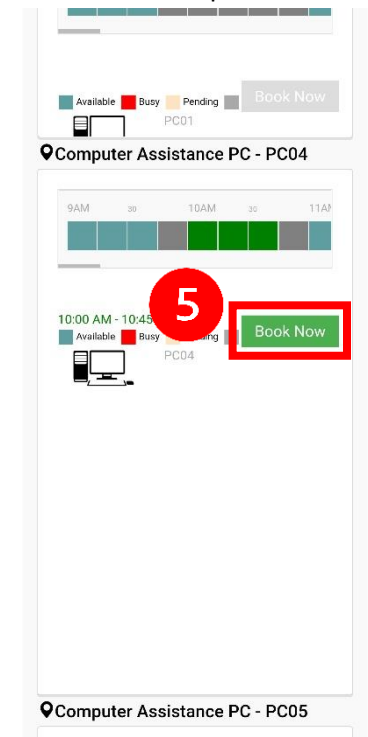
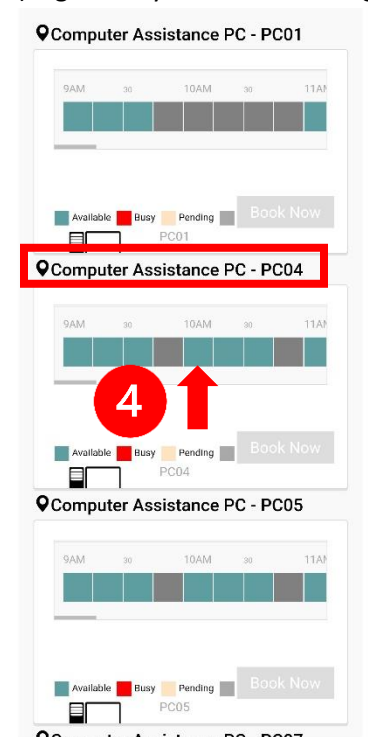


# Computer Reservations On Your Phone

- 1) Go to our website elizpl.org and select "Computer Reservations".
- 2) Select the reservation location and date. **"Main Branch 3rd Floor (Teens Only)" IS FOR TEENS ONLY. Ages 12-19.**
- 3) If there is a "Select Reservation Item Type" dropdown choose "PUBLIC PCS".



- 4) Scroll down to view available computers. Select a computer (remember the number of the one you selected. e.g. 04 for PC04). Tap on the first block beneath the hour you would like to make your reservation.
- 5) Then click on the "book now" button.
- 6) Sign in to your account using your library card number and pin.



7) Optionally include email address or phone number to receive a message with details about your reservation. Click on confirm reservation.

entering and submitting this form to the  
email or phone number indicated below when  
check boxes are checked. (Standard data and  
messaging rates may apply)  
\* indicates required fields

**First Name:**

**Last Name:**

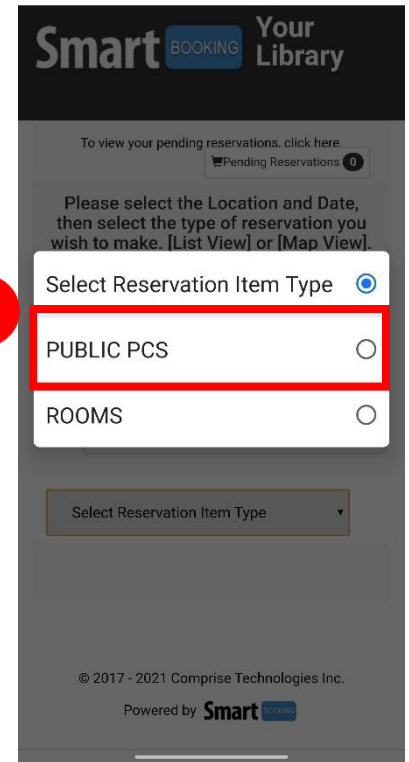
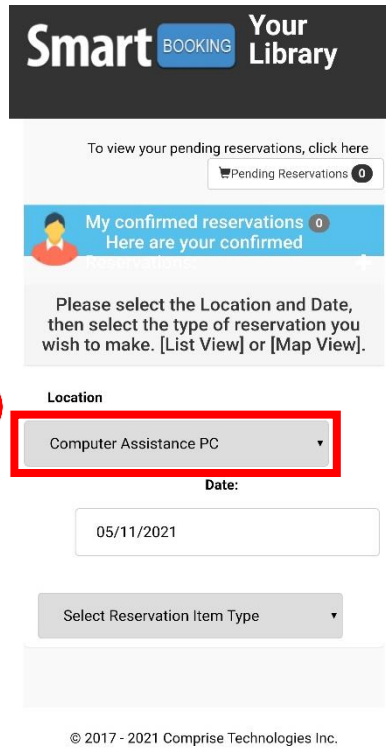
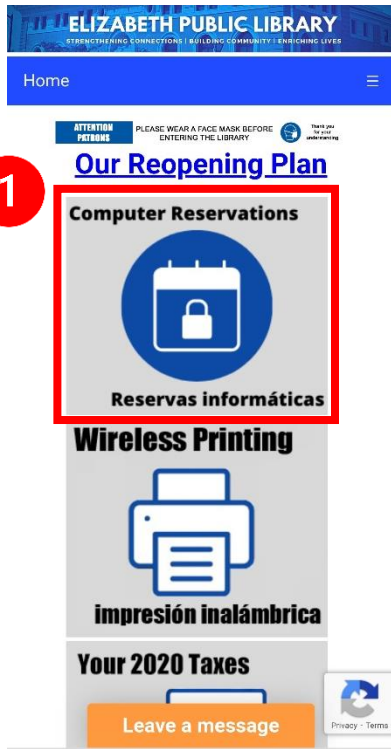
**Email Address:**

**Phone Number:**

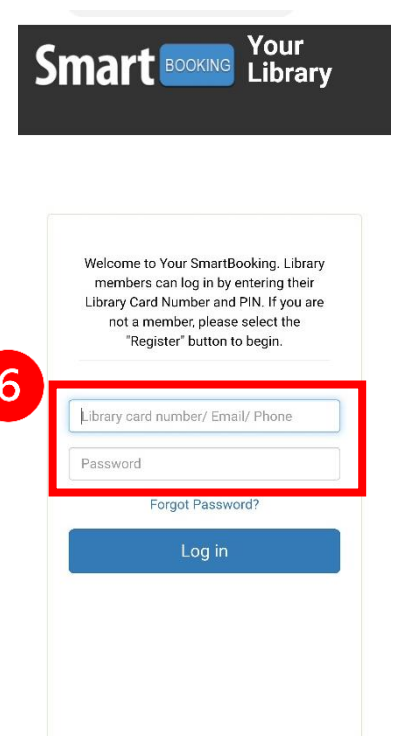
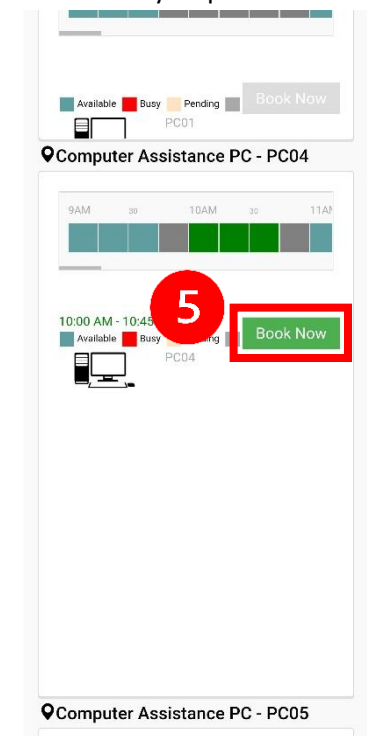
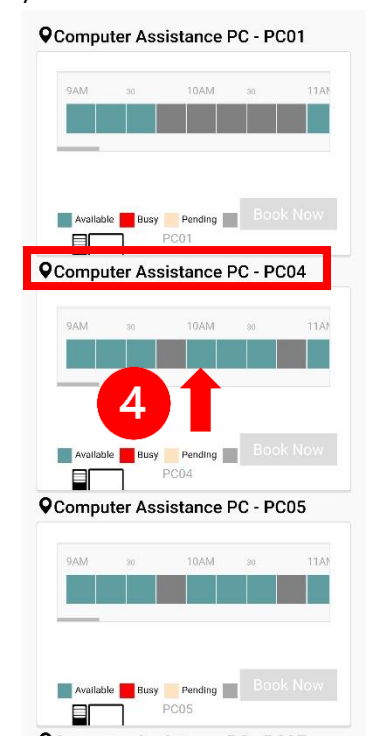
**7**

# Reservas de Computadora con Su Teléfono

- 1) Visita nuestra página web, elizpl.org, y haga clic a 'Reservas Informáticas'.
- 2) Seleccione el lugar y la fecha de la reserva. **"Main Branch 3rd Floor (Teens Only)" ES SOLO PARA ADOLESCENTES, 12-19 años.**
- 3) Si hay un menú desplegable "Select Reservation Item Type", elija "PUBLIC PCS".



- 4) Desplácese hacia abajo para ver las computadoras disponibles. Seleccione una computadora (recuerde el número de la que seleccionó, por ejemplo, 04 para PC04). Toque el primer bloque debajo de la hora en la que le gustaría hacer su reserva.
- 5) Luego haga clic en el botón "Book Now".
- 6) Inicie sesión con su número de tarjeta de la biblioteca y su pin.



7) Opcionalmente, incluya la dirección de correo electrónico o el número de teléfono para recibir un mensaje con los detalles de su reserva. Finalmente, haga clic en el botón "Confirm My Reservation".

Receiving and activation may be sent to the email or phone number indicated below when check boxes are checked. (Standard data and messaging rates may apply)  
\* indicates required fields

**First Name:**

**Last Name:**

**Email Address:**

**Phone Number:**

**7**